

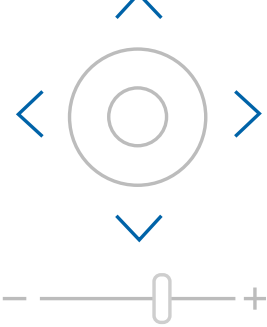
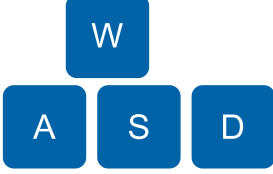



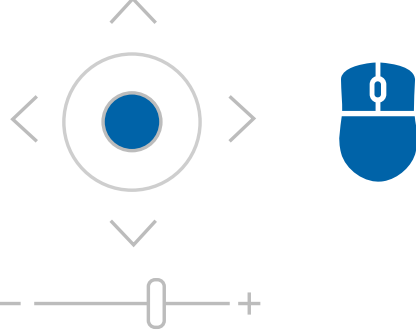


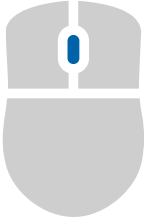

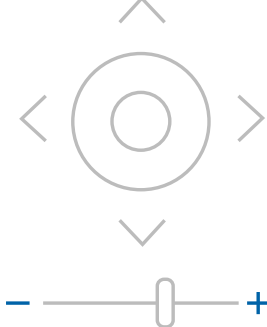
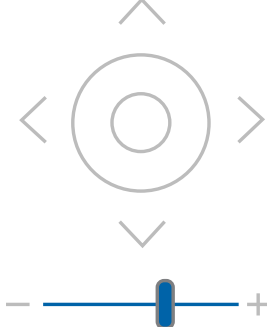








Move and zoom the on-screen 3D models

	Mouse	Touchscreen	On Screen Joystick	Keyboard
Move model around the screen	<p>Hold down mouse wheel or right click while moving the mouse</p> 	<p>Two finger drag</p> 	<p>Click or click and hold down arrows</p> 	<p>Use W, S, A, and D keys</p>  <p>OR</p> <p>Hold down spacebar while dragging the mouse</p> 
Rotate the model	<p>Left click while moving the mouse</p> 	<p>Tap and drag</p> 	<p>Click and hold down center joystick while moving the mouse</p> 	<p>Use the arrow keys</p>  <p>OR</p> <p>Hold down x or y key and click on the model while dragging the mouse</p> 
Zoom in and out of the model	<p>Scroll the mouse wheel</p> 	<p>Pinch</p> 	<p>Click on - or +</p>  <p>OR</p> <p>Click on and drag the bar</p> 	<p>Use the - and + keys</p> 
Reset rotation point	<p>Double-click on the model</p> 	<p>Double-tap</p> 		
Select a model to see related content	<p>Click on the model</p> 	<p>Tap</p> 		<p>Select H to hide/show</p>  <p>Select V to fade/show</p> 